

WCM Global Equity Fund

I USD Acc (IE00BYZ0B213)

Portfolio Management



Paul Black



Mike Trigg



Sanjay Ayer



Jon Tringale

Key Facts

Sub-Investment Manager



Investment Team Location **Laguna Beach, California, USA**

Active/Passive **Active with reference to a benchmark**

SFDR Classification **Article 8**

Primary Benchmark **MSCI ACWI NR USD**

Fund Size **\$2,510m**

Total No. of Holdings **34**

Active Share **89.27%**

Fund Launch **18/01/2017**

Fund Base Ccy **USD**

Fund Status **Open to all investors**

Share Class Launch **24/09/2019**

Share Class Ccy **US Dollar**

Share Class Status **Open to all investors**

Strategy Launch **31/03/2008**

Strategy Size **\$25.3bn**

Management Fee **1.15%**

Min. Investment **\$2,000,000**

Fund Type **UCITS**

Domicile **Ireland**

Management Company **Carne Management Company
Ireland**

Administrator **BBH Fund Administration Services
(Ireland) Ltd**

Depository **BBH Trustee Services (Ireland) Ltd**

Auditor **Grant Thornton**

Dealing **Daily by 2pm Irish Time**

Subscriptions **T+2**

Redemptions **T+3**

Investment Objective and Strategy

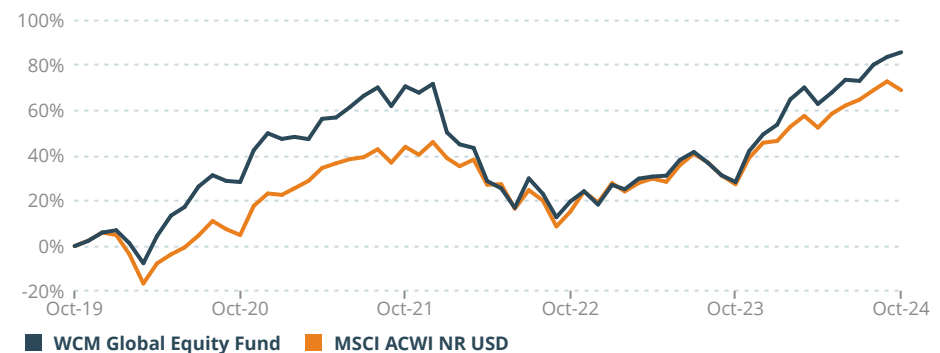
The Fund aims to achieve long-term capital growth by investing primarily in equity securities of large cap global companies located throughout the world.

The Fund's Sub-Investment Manager, WCM Investment Management, is an independent asset management firm based in Laguna Beach, California. The firm was founded in 1976 and has USD 95.5 billion of assets under management.

The Sub-Investment Manager uses a bottom-up approach that seeks to identify companies with attractive attributes, such as long-term historical growth in revenue and earnings, and/or a potential for superior future growth. The Sub-Investment Manager's investment process seeks companies that are industry leaders who are viewed as innovators in their field with business strategies aimed at building on opportunities that have sustainable competitive advantages leading to the outperformance of competitors; corporate cultures emphasizing strong, quality and experienced management, with cultures that help to foster these attributes at management level; low or no debt; and attractive relative valuations.

Performance

	1 month	3 months	YTD	1 Yr	3 Yrs Ann.	5 Yrs Ann.
Fund	1.1%	7.3%	24.3%	44.8%	2.9%	13.2%
Primary Benchmark	-2.2%	2.6%	16.0%	32.8%	5.5%	11.1%
+/-	+3.3%	+4.7%	+8.3%	+12.0%	-2.6%	+2.1%



Statistics

	Fund	Primary Benchmark		Fund
Sharpe Ratio	0.63	0.55	Tracking Error	7.5%
Standard Deviation	18.5%	17.4%	Excess Return	2.1%
Alpha	2.4%	-	Beta	0.97
Up Capture	101.9%	-	Correlation to Primary Benchmark	0.92
Down Capture	93.4%	-	Information Ratio	0.28

Source: Morningstar, as of 31.10.2024

Period 5Years, Net of fees

Fund performance prior to 30.09.2019 relates to the WCM Quality Global Growth Composite ("Composite") net of fees, thereafter, it relates to the UCITS Fund (IE00BYZ0B213).

Past performance is no guide to future performance and the value of investment and income from them can fall as well as rise.

WCM Global Equity Fund

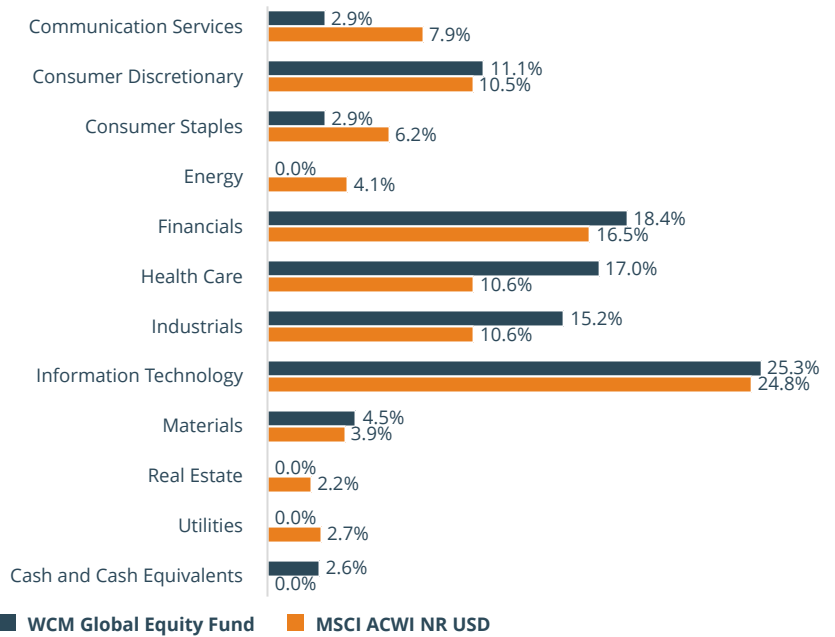
I USD Acc (IE00BYZ0B213)

Top 10 Holdings

AppLovin Corp Ordinary Shares - Class A	7.0%
Amazon.com Inc	4.6%
Taiwan Semiconductor Manufacturing Co Ltd ADR	4.3%
GE Aerospace	4.2%
3i Group Ord	4.1%
Novo Nordisk AS Class B	3.8%
NVIDIA Corp	3.5%
Microsoft Corp	3.4%
UnitedHealth Group Inc	3.0%
Arthur J. Gallagher & Co	2.9%
Total of Top 10	40.8%

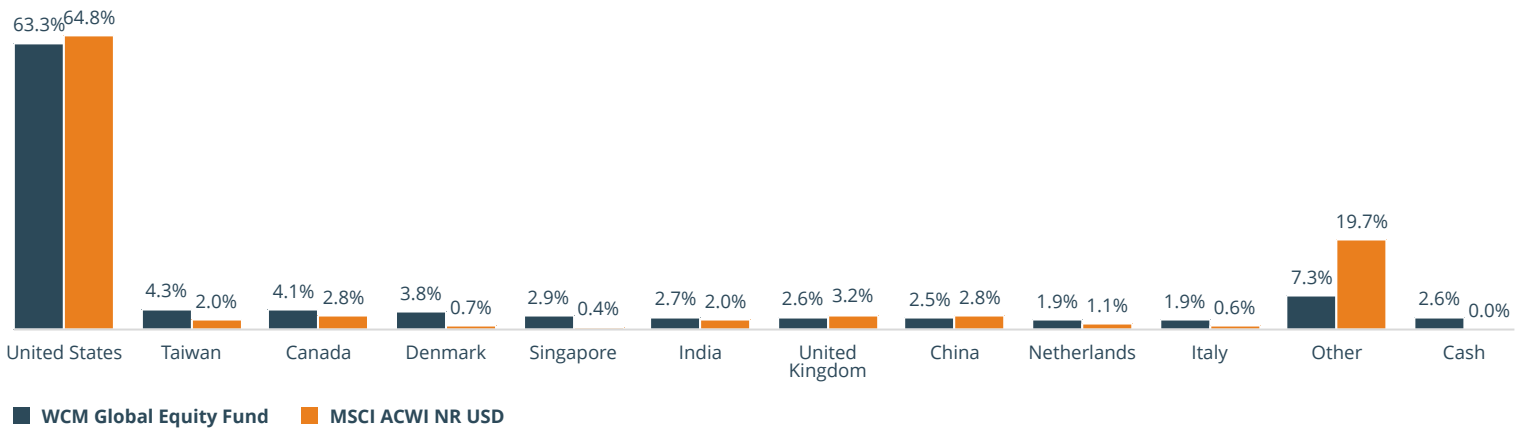
Source: Morningstar, as of 31.10.2024

Sector Weights



■ WCM Global Equity Fund ■ MSCI ACWI NR USD

Country Weights



■ WCM Global Equity Fund ■ MSCI ACWI NR USD

Source: Morningstar, as of 31.10.2024

Historical Monthly Returns - Net of fees

	Jan	Feb	Mar	Apr	May	Jun	Jul	Aug	Sept	Oct	Nov	Dec	Year	Primary Benchmark Year
2019	7.7%	5.1%	4.0%	3.0%	-2.7%	7.9%	-0.3%	0.0%	0.2%	0.8%	2.3%	3.7%	35.8%	26.6%
2020	0.9%	-5.3%	-8.7%	12.9%	8.8%	3.4%	7.7%	4.0%	-1.9%	-0.4%	11.0%	5.3%	41.5%	16.3%
2021	-1.7%	0.7%	-0.7%	6.1%	0.4%	2.8%	3.2%	2.2%	-4.8%	5.4%	-1.7%	2.3%	14.6%	18.5%
2022	-12.5%	-3.5%	-1.1%	-10.2%	-2.5%	-6.9%	11.2%	-5.3%	-8.5%	6.3%	3.7%	-4.8%	-31.1%	-18.4%
2023	7.4%	-1.5%	3.8%	0.7%	0.3%	5.3%	2.5%	-3.4%	-4.0%	-2.3%	10.7%	5.2%	26.3%	22.2%
2024	2.8%	7.3%	3.2%	-4.3%	3.1%	3.3%	-0.3%	4.2%	1.9%	1.1%			24.3%	16.0%

Source: Morningstar, as of 31.10.2024

Fund performance prior to 30.09.2019 relates to the WCM Quality Global Growth Composite ("Composite") net of fees, thereafter, it relates to the UCITS Fund (IE00BYZ0B213).

Past performance is no guide to future performance and the value of investment and income from them can fall as well as rise.

WCM Global Equity Fund

I USD Acc (IE00BYZ0B213)

Available Share Classes

Name	Ccy	Dist/Acc	Hedged	ISIN	Bloomberg	SEDOL
I	USD	Acc	-	IE00BYZ0B213	HEPWCM I ID	BYZ0B21
I1	USD	Acc	-	IE00BYZ0B320	HPWCM1 I ID	BYZ0B32
ICH	CHF	Acc	-	IE00BYZ0B437	HPWCICH ID	BYZ0B43
ICH1	CHF	Acc	-	IE00BYZ0B544	HWCICH1 ID	BYZ0B54
ICHH	CHF	Acc	Yes	IE00BYZ0B650	HWCICHH ID	BYZ0B65
ICHH1	CHF	Acc	Yes	IE00BYZ0B767	HWICHH1 ID	BYZ0B76
ID	USD	Dist	-	IE00BYZ0B874	HPWCMID ID	BYZ0B87
ID1	USD	Dist	-	IE00BYZ0B981	HPWCID1 ID	BYZ0B98
IE	EUR	Acc	-	IE00BYZ0BB09	HPWCMIE ID	BYZ0BB0
IE1	EUR	Acc	-	IE00BYZ0BC16	HPWCIE1 ID	BYZ0BC1
IED	EUR	Dist	-	IE00BYZ0BD23	HPWCIED ID	BYZ0BD2
IED1	EUR	Dist	-	IE00BYZ0BF47	HWCIED1 ID	BYZ0BF4
IEH	EUR	Acc	Yes	IE00BYZ0BG53	HPWCIEH ID	BYZ0BG5
IEH1	EUR	Acc	Yes	IE00BYZ0BH60	HWCIEH1 ID	BYZ0BH6
IF	USD	Acc	-	IE00BYZ0BJ84	HPWCMIF ID	BYZ0BJ8
IG	GBP	Acc	-	IE00BYZ0BK99	HPWCMIG ID	BYZ0BK9
IG1	GBP	Acc	-	IE00BYZ0BL07	HPWCIG1 ID	BYZ0BL0
IGD	GBP	Dist	-	IE00BYZ0BM14	HPWCIGD ID	BYZ0BM1
IGD1	GBP	Dist	-	IE00BYZ0BN21	HWCIGD1 ID	BYZ0BN2

Risk Warnings

The Fund is subject to special risk considerations including geographic concentration risk, portfolio concentration risk and operational risk. The investment return and principal value of an investment will fluctuate so that the investor's shares, when redeemed, may be worth more or less than their original cost. Any investor should consider the investment objectives, risks and charges and expenses of the Fund carefully before investing. Where an investment is denominated in a currency other than the investor's currency, changes in rates of exchange may have an adverse effect on the value, price of, or income derived from the investment.

Important Information and Disclosure

The Quality Global Growth Composite was created on 31.03.2008 and is managed by WCM Investment Management. It contains fully discretionary equity accounts. The composite and the WCM Global Equity Fund all have the same Portfolio Managers and investment team and follow the same investment objective, philosophy, and strategy. Net return for the composite is net of 1% management fee.

Heptagon Capital Limited, Heptagon Capital LLP and its affiliate companies and its members, officers, employees, agents and advisors disclaim any and all liability relating to these materials, except to the extent required by applicable law or regulations, including, without limitation, any express or implied representations or warranties for statements or errors contained in, and omissions from, these materials. Certain assumptions have been made, and/or parameters set, in the preparation of these materials which have resulted in the returns detailed herein, and no representation or warranty is made that any returns indicated will be achieved. Changes to assumptions or parameters may have a material impact on the returns detailed. This document should not be copied to any other person without our express consent. This document should not be considered an offer to buy or sell investments.

Heptagon Capital Limited has issued this communication as investment manager for Heptagon Fund ICAV (the "Company"), an umbrella fund with segregated liability between sub-funds (the "Funds") and authorised pursuant to the European Communities (Undertakings for Collective Investment in Transferable Securities) Regulations, 2011, as amended, and is licensed to conduct investment services by the Malta Financial Services Authority. Heptagon Capital LLP is authorised and regulated in the UK by the Financial Conduct Authority (FRN: 403304) and is the sub-investment manager for a number of the Funds.

Representative and Paying Agent in Switzerland is Société Générale, Paris, Zurich branch, Talacker 50, PO Box 1928, 8021 Zurich, Switzerland. The prospectus, the key investor information document, the Articles and the annual and semi-annual reports are available free of charge from the Swiss representative.

The results given in this document are based solely upon historical fund performance as gathered and supplied by Morningstar. That past performance has not been independently verified by either Heptagon Capital Limited or Heptagon Capital LLP. It is not intended to predict or depict the future performance of any investment.

The information contained herein is provided for informational purposes only, is not complete, and does not contain certain material information about the Funds, including important disclosures and risk factors associated with an investment in the Funds. Before making an investment in any Fund, prospective investors are advised to thoroughly and carefully review the Company's prospectus (the "Prospectus") as well as the supplement to the Prospectus for the Fund and the Fund's key investor information document with their financial, legal and tax advisors to determine whether an investment is suitable for them.

Past performance is no guide to future performance and the value of investment and income from them can fall as well as rise.

WCM Global Equity Fund

I USD Acc (IE00BYZ0B213)

Important Information and Disclosure

For all definitions of the financial terms used within this document, please refer to the glossary on our website: <https://www.heptagon-capital.com/glossary>

The MSCI information may only be used for your internal use, may not be reproduced or disseminated in any form and may not be used as a basis for or a component of any financial instruments or products or indices. None of the MSCI information is intended to constitute investment advice or a recommendation to make (or refrain from making) any kind of investment decision and may not be relied on as such. Historical data and analysis should not be taken as an indication or guarantee of any future performance analysis, forecast or prediction. The MSCI information is provided on an "as is" basis and the user of this information assumes the entire risk of any use made of this information. MSCI, each of its affiliates and each other person involved in or related to compiling, computing or creating any MSCI information (collectively, the "MSCI Parties") expressly disclaims all warranties (including, without limitation, any warranties of originality, accuracy, completeness, timeliness, non-infringement, merchantability and fitness for a particular purpose) with respect to this information. Without limiting any of the foregoing, in no event shall any MSCI Party have any liability for any direct, indirect, special, incidental, punitive, consequential (including, without limitation, lost profits) or any other damages. (www.msci.com)

The Global Industry Classification Standard ("GICS") was developed by and is the exclusive property and a service mark of MSCI Inc. ("MSCI") and S&P Global Market Intelligence ("S&P") and is licensed for use by Heptagon Fund ICAV. Neither MSCI, S&P, nor any other party involved in making or compiling the GICS or any GICS classifications makes any express or implied warranties or representations with respect to such standard or classification (or the results to be obtained by the use thereof), and all such parties hereby expressly disclaim all warranties of originality, accuracy, completeness, merchantability and fitness for a particular purpose with respect to any of such standard or classification. Without limiting any of the foregoing, in no event shall MSCI, S&P, any of their affiliates or any third party involved in making or compiling the GICS or any GICS classifications have any liability for any direct, indirect, special, punitive, consequential or any other damages (including lost profits) even if notified of the possibility of such damages.

Past performance is no guide to future performance and the value of investment and income from them can fall as well as rise.